

Make it and Break it!

Task 1: MAKE IT: Developing addition skills

Goal: to reach “a flat” or to make the highest number in a given time.


Highlight skills:

- Identifying and recording numbers linked to visual representations
- Cumulative addition

Materials needed:

- 1 x Flat
- 10 x Long
- 10 x Short

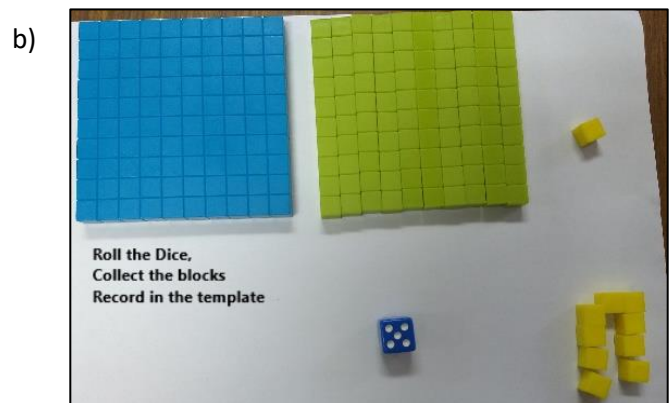

Step 1: Set up the following ‘Bank’




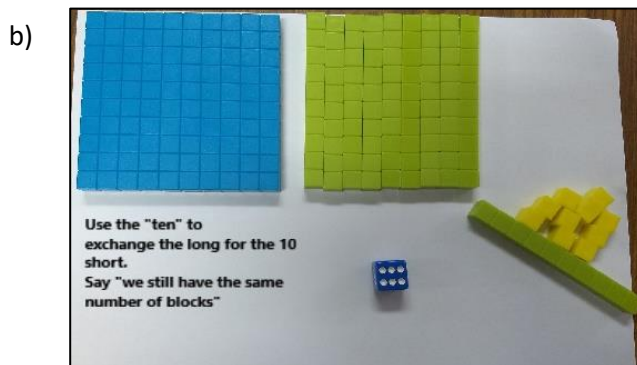
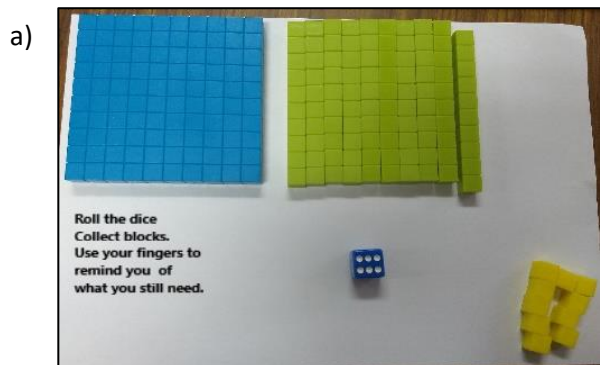
Step 2: Roll the dice and complete the template

Template:

Rolled	Hundred	Ten	One	Number



Step 3: (Bridging)





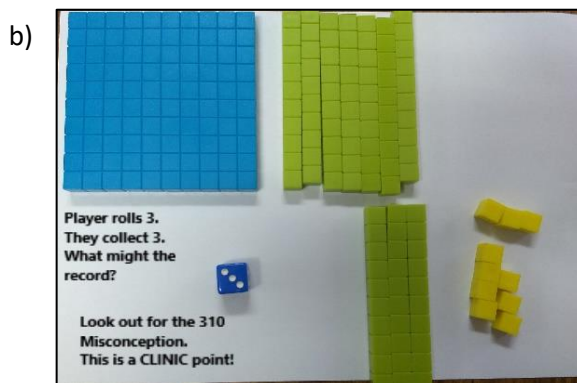

Completed template after Step 2 and 3:

Rolled	Hundred	Ten	One	Number
+4	0	0	4	4
+5	0	0	9	9
+6	0	1	5	15



Aim to observe what students make, say, do and write when they reach the decade.

For example:



Rolled	Hundred	Ten	One	Number
	0	3	7	37
+3	0	3	10	40 or 310
		4	0	40

WATCH:

- If they Record 40, no issue
- If they record 310:
 - Gather 3 flats and 1 ten
Teacher: 'Have you made this?'
Student: 'No.'
Teacher: 'What number of blocks do you have?' (40)
 - Then prompt with question: What number have you made? What number did you write?

